

Annual Drinking Water Quality Report

Berlin Borough Water Department

For the Year 2009, Results from the Year 2008

We are pleased to present to you this year's Annual Drinking Water Quality Report. This report is designed to inform you about the quality water and services we deliver to you every day. Our constant goal is to provide you with a safe and dependable supply of drinking water. We want you to understand the efforts we make to continually improve the water treatment process and protect our water resources. We are committed to ensuring the quality of your water.

Our drinking water source is wells. Our five wells draw groundwater from the Mount Laurel-Wenonah, Cohansey and PRM Aquifers. Our wells range in depth from 453 to 746 feet deep. Our water system purchases a limited amount of water from the New Jersey American Water Company. The New Jersey Department of Environmental Protection (NJDEP) has completed and issued the Source Water Assessment Report and Summary for this public water system, which is available at WWW.state.nj.us/dep/swap or by contacting NJDEP's Bureau of Safe Drinking Water at (609) 292-5550. You may also contact your public water system at 856-767-0056 to obtain information regarding your water system's Source Water Assessment. This water system's source water susceptibility ratings and a list of potential contaminant sources is attached.

Some people may be more vulnerable to contaminants in drinking water than the general population. Immuno-compromised persons such as persons with cancer undergoing chemotherapy, persons who have undergone organ transplants, people with HIV/AIDS or other immune system disorders, some elderly, and infants can be particularly at risk from infections. These people should seek advice about drinking water from their health care providers. EPA/CDC guidelines on appropriate means to lessen the risk of infection by cryptosporidium and other microbiological contaminants are available from the Safe Drinking Water Hotline (800-426-4791).

TEST RESULTS						
Contaminant	Violation Y/N	Level Detected	Units of Measure ment	MC LG	MCL	Likely Source of Contamination
***Radioactive Contaminants:						
Alpha emitters Test results Yr. 2008	No	Range = 0.6 – 3.9 Highest = 3.9	pCi/l	0	15	Erosion of natural deposits.
Combined Radium 228 & 226 Test results Yr. 2008	No	Range = ND – 3.3 Highest = 3.3	PCi/L	0	5	Erosion of natural deposits.
***Inorganic Contaminants:						
Barium Test results Yr. 2008	No	Range = 0.06-0.07 Highest level detected = 0.07	ppm	2	2	Discharge of drilling wastes; discharge from metal refineries; erosion of natural deposits
Copper Test results Yr. 2008	No	0.13 No samples exceeded the action level	ppm	1.3	AL=1.3	Corrosion of household plumbing systems; erosion of natural deposits; leaching from wood preservatives
Fluoride Test results Yr. 2005	No	Range = 0.2 – 0.3 Highest level detected = 0.3	Ppm	4	4	Erosion of natural deposits; water additive which promotes strong teeth; discharge from fertilizer and aluminum factories
Lead Test results Yr. 2008	No	3 No samples exceeded the action level	ppb	0	AL=15	Corrosion of household plumbing systems, erosion of natural deposits
***Volatile Organic Contaminants / Disinfection Byproducts						
TTHM [Total trihalomethanes] Test results Yr. 2008	No	Range = 1 - 12 Highest Avg. = 9	ppb	0	80	By-product of drinking water disinfection
HAA5 Haloacetic Acids Test results Yr. 2008	No	Range = ND - 3 Highest Avg. = 1	ppb	0	60	By-product of drinking water disinfection

Regulated Disinfectants	Level Detected	MRDL	MRDLG
Chlorine	Range = 0.3 – 0.4	4.0 ppm	4.0 ppm

The Berlin Water Department and the New Jersey American Water Company routinely monitor for contaminants in your drinking water according to Federal and State laws. The tables show the results of that monitoring for the period of January 1st to December 31st, 2008. The state allows us to monitor for some contaminants less than once per year because the concentrations of these contaminants do not change frequently. Some of the data, though representative, are more than one year old.

DEFINITIONS

In the following table you will find many terms and abbreviations you might not be familiar with. To help you better understand these terms we've provided the following definitions:

Non-Detects (ND) - laboratory analysis indicates that the constituent is not present.

Parts per million (ppm) or Milligrams per liter (mg/l) - one part per million corresponds to one minute in two years or a single penny in \$10,000.

Parts per billion (ppb) or Micrograms per liter - one part per billion corresponds to one minute in 2,000 years, or a single penny in \$10,000,000.

Picocuries per liter (pCi/L) - picocuries per liter is a measure of the radioactivity in water.

Nephelometric Turbidity Unit (NTU) - nephelometric turbidity unit is a measure of the clarity of water. Turbidity in excess of 5 NTU is just noticeable to the average person.

Action Level - the concentration of a contaminant which, if exceeded, triggers treatment or other requirements which a water system must follow.

Treatment Technique (TT) - A treatment technique is a required process intended to reduce the level of a contaminant in drinking water.

Maximum Contaminant Level - The "Maximum Allowed" (MCL) is the highest level of a contaminant that is allowed in drinking water. MCLs are set as close to the MCLGs as feasible using the best available treatment technology.

Maximum Contaminant Level Goal - The "Goal" (MCLG) is the level of a contaminant in drinking water below which there is no known or expected risk to health. MCLGs allow for a margin of safety.

Maximum Residual Disinfectant Level (MRDL): The highest level of a disinfectant allowed in drinking water. There is convincing evidence that addition of a disinfectant is necessary for control of microbial contaminants.

Maximum Residual Disinfectant Goal (MRDLG): The level of a drinking water disinfectant, below which there is no known or expected risk to health. MRDLGs do not reflect the benefits of the use of disinfectants to control microbial contamination

Lead: If present, elevated levels of lead can cause serious health problems, especially for pregnant women and young children. Lead in drinking water is primarily from materials and components associated with service lines and home plumbing. The Berlin Borough Water Department is responsible for providing high quality drinking water, but can not control the variety of materials used in plumbing components. When your water has been sitting for several hours, you can minimize the potential for lead exposure by flushing your tap for 30 second to 2 minutes before using water for drinking and cooking. If you are concerned about lead in your water, you may wish to have your water tested. Information on lead in drinking water, testing methods, and steps you can take to minimize exposure is available from the Safe Drinking Water hotline or at <http://www.epa.gov/safewater/lead>

Drinking water, including bottled water, may reasonably be expected to contain at least small amounts of some contaminants. The presence of contaminants does not necessarily indicate that the water poses a health risk. More information about contaminants and potential health effects can be obtained from the Environmental Protection Agency's Safe Drinking Water Hotline at 1-800-426-4791.

The sources of drinking water (both tap water and bottled water) include rivers, lakes, streams ponds, reservoirs springs and wells. As water travels over the surface of the land or through the ground, it dissolves naturally occurring minerals and, in some cases radioactive material, and can pick up substances resulting from the presence of animals or from human activity.

Contaminants that may be present in the source water include:

- Microbial contaminants, such as viruses and bacteria, which may come from sewage treatment plants, septic systems, agricultural livestock operations, and wildlife.
- Inorganic contaminants such as; salts and metals, which can be naturally-occurring or result from urban storm-water runoff, and residential uses.
- Organic chemical contaminants, including synthetic and volatile organic chemicals, which are byproducts of industrial processes and petroleum production, and can also come from gas stations, urban storm-water runoff, and septic systems.
- Radioactive contaminants, which can be naturally occurring or be the result of oil and gas production and mining activities.
- Pesticides and herbicides, which may come from a variety of sources such as; agriculture, urban storm-water runoff, and residential uses.

In order to ensure that tap water is safe to drink, EPA prescribes regulations which limit the amount of certain contaminants in water provided by public water systems. Food and Drug Administration regulations establish limits for contaminants in bottled water, which must provide the same protection for public health.

To insure the continued quality of our drinking water supply we use sodium hypo-chloride for disinfection. We use aeration, filtration to guarantee the removal of potential contaminants, and we also do Ph adjustment.

The Safe Drinking Water Act regulations allow monitoring waivers to reduce or eliminate the monitoring requirements for asbestos, volatile organic chemicals and synthetic organic chemicals. Our system received monitoring waivers for asbestos and synthetic organic chemicals.

New Jersey American 2008 Test Results Delaware River Regional Water Treatment Plant

Contaminant	Violation Y/N	Level Detected	Units of Measurement	MCLG	MCL	Likely Source
Microbiologicals:						
Turbidity	No	Range = 0.07 - 0.21 Highest detect = 0.21 100 % of samples below 0.3 NTU	ntu	n/a	TT = % of samples <0.3 NTU	Soil runoff, Naturally present in the environment
Total Organic Carbon	No	Range = 43 to 63 Lowest removal = 43%		n/a	TT >35-45% removal	Soil runoff, Naturally present in the environment
Inorganics:						
Barium	No	0.013	ppm	2	2	Discharge of drilling wastes; discharge from metal refineries; erosion of natural deposits
Nickel	No	1.4	ppm	100	100	Erosion of natural deposits
Nitrate	No	1.3	ppm	10	10	Runoff from fertilizer use; leaching from septic tanks, sewage; erosion of natural deposits
Sodium	No	12	ppm	50	50	Erosion of natural deposits
Treatment Byproducts						
Bromate	No	Range = ND - 0.006 Highest Average = 0.006	ppm	N/A	0.01	By-products of drinking water ozonation

Unregulated Contaminant	Level Detected	Units of Measurement	MCL
Perfluorooctanoic Acid (PFOA)	Range = ND - 0.004 Average = 0.003	ppb	N/A

PFOA is a synthetic industrial chemical. There is currently no regulatory limit established for PFOA in drinking water. However, in February 2007 the NJ Department of Environmental Protection (NJDEP) issued a preliminary guidance level of 0.04 ppb. In order to assist the NJDEP in assessing the occurrence of this substance in NJ American Water began to monitor for PFOA in some of its systems. We are sharing the results in this report because we want to educate our customers about the quality of their drinking water. This proactive approach reinforces our continuing commitment to protect public health and provide quality drinking water and reliable service. For more information about PFOA, contact the NJDEP Bureau of Safe Drinking Water at 609-292-5550.

If you have questions about this report or concerning your water utility, please contact Mark Mauger at 856-767-0056. We want our valued customers to be informed about their water utility. If you want to learn more, please attend any of our regularly scheduled Borough Council meetings at Borough Hall, 59 South White Horse Pike. Meetings are held on the first Monday of each month at 7:30 p.m.

We at the Berlin Borough Water Department work hard to provide top quality water to every tap. We ask that all our customers help us protect our water sources, which are the heart of our community, our way of life and our children's future. Thank you.

Berlin Water Department- PWSID # 0405001

Berlin Water Department is a public community water system consisting of 6 well(s), 0 wells under the influence of surface water, 0 surface water intake(s), 2 purchased ground water source(s), and 0 purchased surface water source(s).

This system's source water comes from the following aquifer(s) and/or surface water body(s) (if applicable): Kirkwood-Cohansey water-table aquifer system, Mount Laurel-Wenonah aquifer, upper Potomac-Raritan-Magothy aquifer

This system purchases water from the following water system(s) (if applicable): NJWC-HADDON, WINSLOW TWP. W & S DEPT.

Susceptibility Ratings for Berlin Water Department Sources

The table below illustrates the susceptibility ratings for the seven contaminant categories (and radon) for each source in the system. The table provides the number of wells and intakes that rated high (H), medium (M), or low (L) for each contaminant category. For susceptibility ratings of purchased water, refer to the specific water system's source water assessment report.

The seven contaminant categories are defined at the bottom of this page. DEP considered all surface water highly susceptible to pathogens, therefore all intakes received a high rating for the pathogen category. For the purpose of Source Water Assessment Program, radionuclides are more of a concern for ground water than surface water. As a result, surface water intakes' susceptibility to radionuclides was not determined and they all received a low rating.

If a system is rated highly susceptible for a contaminant category, it does not mean a customer is or will be consuming contaminated drinking water. The rating reflects the potential for contamination of source water, not the existence of contamination. Public water systems are required to monitor for regulated contaminants and to install treatment if any contaminants are detected at frequencies and concentrations above allowable levels. As a result of the assessments, DEP may customize (change existing) monitoring schedules based on the susceptibility ratings.

Sources	Pathogens			Nutrients			Pesticides			Volatile Organic Compounds			Inorganics			Radio-nuclides			Radon			Disinfection Byproduct Precursors		
	H	M	L	H	M	L	H	M	L	H	M	L	H	M	L	H	M	L	H	M	L	H	M	L
Wells - 6		1	5	2		4		2	4	2		4		5	1	2	3	1		3	3	1	5	
GUDI - 0																								
Surface water intakes - 0																								

- **Pathogens:** Disease-causing organisms such as bacteria and viruses. Common sources are animal and human fecal wastes.
- **Nutrients:** Compounds, minerals and elements that aid growth, that are both naturally occurring and man-made. Examples include nitrogen and phosphorus.
- **Volatile Organic Compounds:** Man-made chemicals used as solvents, degreasers, and gasoline components. Examples include benzene, methyl tertiary butyl ether (MTBE), and vinyl chloride.
- **Pesticides:** Man-made chemicals used to control pests, weeds and fungus. Common sources include land application and manufacturing centers of pesticides. Examples include herbicides such as atrazine, and insecticides such as chlordane.
- **Inorganics:** Mineral-based compounds that are both naturally occurring and man-made. Examples include arsenic, asbestos, copper, lead, and nitrate.
- **Radionuclides:** Radioactive substances that are both naturally occurring and man-made. Examples include radium and uranium.
- **Radon:** Colorless, odorless, cancer-causing gas that occurs naturally in the environment. For more information go to <http://www.nj.gov/dep/rpp/radon/index.htm> or call (800) 648-0394.
- **Disinfection Byproduct Precursors:** A common source is naturally occurring organic matter in surface water. Disinfection byproducts are formed when the disinfectants (usually chlorine) used to kill pathogens react with dissolved organic material (for example leaves) present in surface water.

Berlin Water Department

Source Water Assessment Summary

A State Review of Potential Contamination Sources Near Your Drinking Water



The Department of Environmental Protection (DEP) has conducted an assessment of the water sources that supply each public water system in the state, including yours. The goal of this assessment was to measure each system's susceptibility to contamination, not actual (if any) contamination measured in a water supply system.

The assessment of your water system, the *Berlin Water Department*, involved:

- Identifying the area (known as the source water assessment area) that supplies water to your public drinking water system;
- Inventorying any significant potential sources of contamination in the area; and
- Analyzing how susceptible the drinking water source is to the potential sources of contamination.

DEP evaluated the susceptibility of all public water systems to eight categories of contaminants. These contaminant categories are explained, along with a summary of the results for your water system, on page 3. Page 4 contains a map of your water system's source water assessment area.

A public water system's susceptibility rating (L for low, M for medium or H for high) is a combination of two factors. H, M, and L ratings are based on the potential for a contaminant to be at or above 50% of the Drinking Water Standard or MCL (H), between 10 and 50% of the standard (M) and less than 10% of the standard (L).

- How "sensitive" the water supply is to contamination. For example, a shallow well or surface water source, like a reservoir, would be more exposed to contamination from the surface or above ground than a very deep well.
- How frequently a contaminant is used or exists near the source. This is known as "intensity of use." For example, the types of activities (such as industry or agriculture) surrounding the source.

The susceptibility rating does not tell you if the water source is actually contaminated. The Consumer Confidence Report annually issued by your water utility contains important information on the results of your drinking water quality tests, as required by the federal Safe Drinking Water Act.

Where does drinking water come from?

There are two basic sources of drinking water: ground water and surface water.

Ground water is water found beneath the Earth's surface. Ground water comes from rain and snow seeping into rock and soil. Ground water is stored in underground areas called aquifers. Aquifers supply wells and springs. Wells in New Jersey range from about 15 feet to 2,000 feet deep.

Surface water is the water naturally open to the atmosphere, such as rivers, lakes, streams and reservoirs. Precipitation that does not infiltrate the ground or evaporate into the sky runs off into surface water bodies.

Ground water can seep into a stream, river or other surface water body, recharging surface water bodies. Likewise, under some circumstances, surface water can seep into an adjacent aquifer.

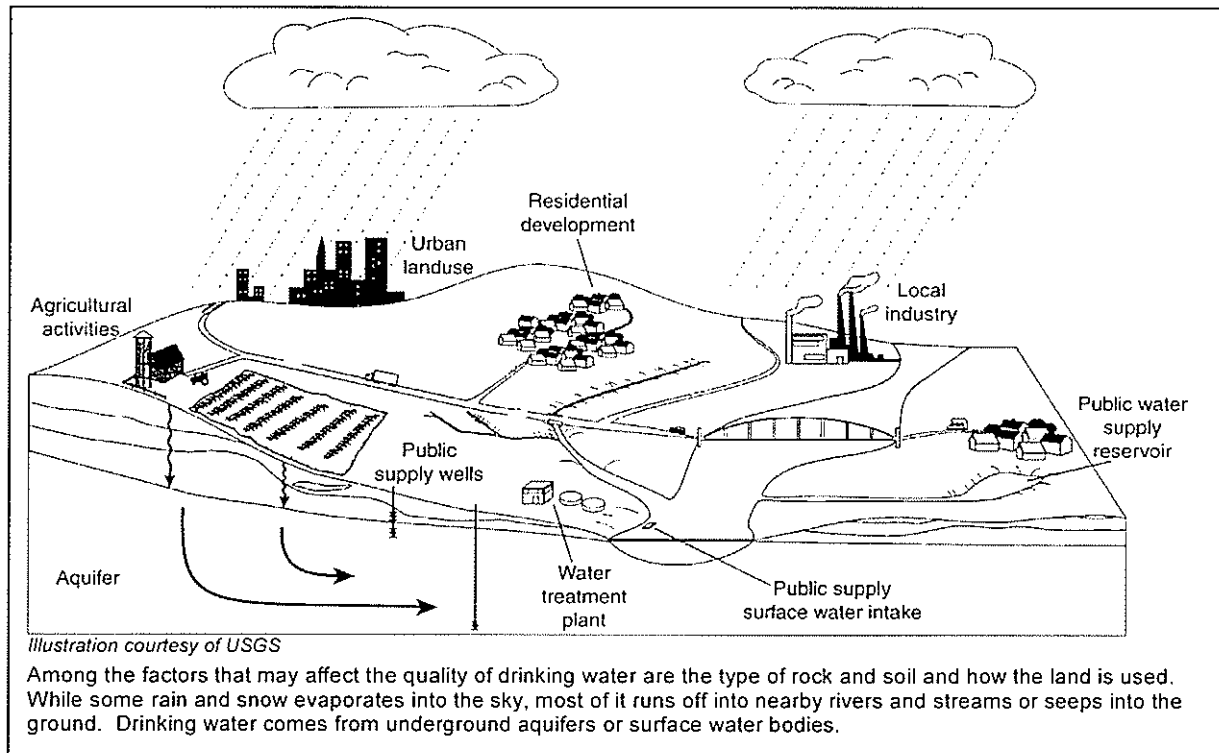
A water system obtains its water from 1) wells drilled into the ground that pump out ground water; 2) devices called surface water intakes placed on a river, stream, reservoir; or 3) both.

What factors may affect the quality of your drinking water source?

A variety of conditions and activities may affect the quality of drinking water source. These include geology (rock and soil types); depth of a well or location of a surface water intake; how the land surrounding the source is used (for industry, agriculture or development); the use of pesticides and fertilizers; and the presence of contaminated sites, leaking underground storage tanks, and landfills.

What steps are being taken now to ensure my drinking water quality?

The DEP has numerous programs in place to maintain and protect the quality of our State's water resources. For example, the Safe Drinking Water Program is designed to ensure that water delivered for human consumption meets DEP's stringent health-based drinking water standards. Additionally, DEP has permitting, waste management, and clean up programs in place to avoid and control potential contamination. Key DEP drinking water protection initiatives will be phased-in over time in Source Water Assessment areas to advance existing program protections.



What can you and others do to help?

Federal law requires each state to establish and implement a Source Water Assessment Program. While government at the state and local levels can do their part, there are actions that you and your neighbors in homes and businesses can take now to help protect our precious and shared natural resource.

Here's just a few ways you and others can help ensure clean and plentiful water for New Jersey – now and in the future. Join us today for a clean water future.

In your home or business:

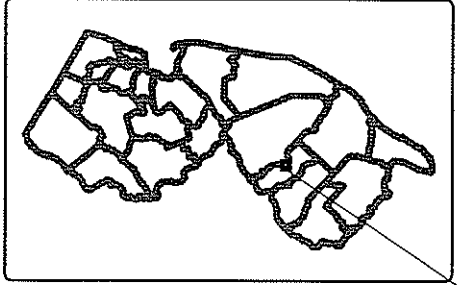
- Dispose of waste properly. Some materials such as motor oil, paint, flea collars, and household cleaners have the potential to contaminate source water. Contact your local Department of Public Works for proper household hazardous waste disposal.
- Limit your use of fertilizer, pesticides, and herbicides.

Here are some actions that municipal and county officials/local and county planners can take and you can help encourage and support.

- Manage and work with owners of existing potential contaminant sources to minimize potential contamination.
- Establish regulations prohibiting or restricting certain activities or land uses within the source water assessment area. Take appropriate enforcement action when necessary.
- Update municipal master plans to ensure greater protection.
- Purchase lands or create conservation easements within the source water assessment area.

Berlin Water Department

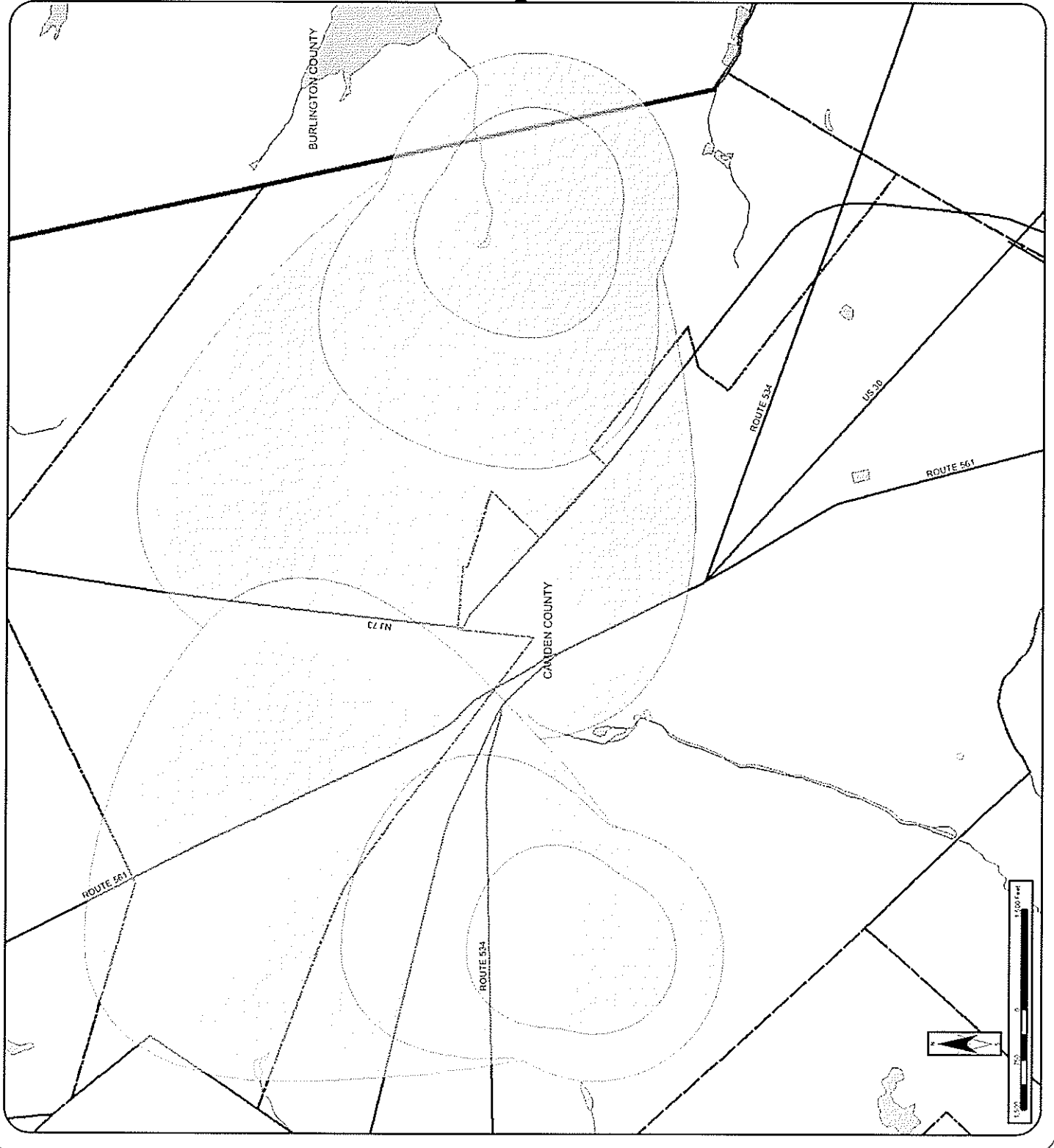
Source Water Assessment Areas



Legend

- Source Water Areas
- Water Bodies
- Streams
- NJDOT Major Roads
- Municipalities
- Counties

To obtain your water system
Source Water Assessment Report,
Potential Contaminant
Source Inventory,
and additional information
please go to
www.state.nj.us/de/p/swap
or call (609) 292-5550.
August, 2004



JOHN J. ARMANO, Mayor
CHARLEEN SANTORA, Administrator



THERESA STAGLIANO, CTA Tax Assessor
LISA EGGERT, CTC, Tax Collector

Municipal Building
59 South White Horse Pike
Berlin, New Jersey 08009

CHARLEEN SANTORA, RMC
Municipal Clerk
Phone: (856) 767-7777x110
Fax: (856) 753-9122

MESSAGE FROM THE MAYOR

“What You Can Do To Help Protect Our Water”

Dear Resident:

I need to bring it to your attention the importance of storm water management. Storm water flows directly to our lakes, rivers and oceans and indirectly to these waterways through storm culverts and the stormwater system.

Storm water runoff contributes to waterborne pollutants that affect the quality of your water. **We need to preserve our water supply.** Everything we put in the ground has an affect such as pet waste, litter, improper disposal of waste, wildlife feeding, yard waste, illicit connections just to name a few.

The Borough of Berlin has Ordinance Chapter 335-64 in place to cover these requirements. Please take the time to read these requirements on the borough’s website www.berlinnj.org.

Now that spring is here and you are cleaning up your yards and garages, please dispose of the trash, fertilizers and paint properly. Pick up after your pets put their waste in a bag. There are also other educational tips on the website www.berlinnj.org or you can visit njstormwater.org

Please do your part in keeping our water safe and for protection of our future generation.

“Thank you for doing your part to keep Berlin Boro water safe.”

Mayor John J. Armano